



**DISTRIBUTING CO., INC.**

SINCE 1951

# IOWA PRODUCT GUIDE



**EDNEY DISTRIBUTING CO. INC.**

888.443.3639 • [WWW.EDNEYCO.COM](http://WWW.EDNEYCO.COM) • [@EDNEYCO](https://www.instagram.com/EDNEYCO)



## ABOUT US

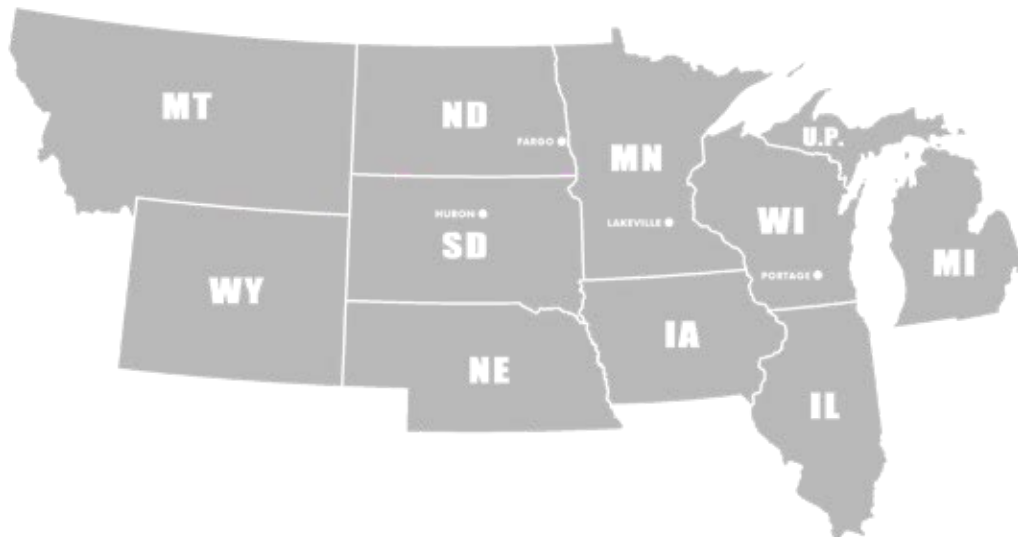
Edney Distributing Company, Inc. is a wholesale distributor of high quality equipment focusing on the following markets: agricultural, lawn and turf maintenance, forestry, and light industrial. For a complete listing of our equipment (including hay equipment, rotary cutters, zeroturn mowers, ATV and skid steer attachments, and snowblowers), reference our online catalog at [www.edneyco.com/products](http://www.edneyco.com/products).

Comprised of more than 1,000 reputable retail equipment dealers, our dealer network is represented in South Dakota, North Dakota, Minnesota, Wisconsin, Iowa, Michigan, Illinois, and Montana. We are proud to supply our dealers with innovative attachments and specialized equipment from manufacturers around the world. Most of the manufacturers for whom we distribute products have been business partners with us for many years, some dating back to the 1950s. However, we are continually searching for new products to better help our dealers meet their customers' changing needs.

Experienced Edney team members offer value-added services to dealers including product specifications and pricing, logistics, warranty support, and training. Our offices are linked together by state-of-the-art phone and computer systems. No matter where a team member is based, we are able to offer friendly, speedy, and accurate dealer support.

### Locations:

- Fargo, North Dakota  
1230 43rd Street NW, Fargo, ND 58102
- Huron, South Dakota  
1895 Highway 14 East, Huron, SD 57350
- Lakeville, Minnesota  
8485 215th Street W., P.O. Box 1236, Lakeville, MN 55044
- Portage, Wisconsin  
2571 W. Wisconsin St., Portage, WI 53901



**For more information, visit [www.edneyco.com](http://www.edneyco.com).**

# CONTENTS

## BAUMALIGHT

1P24 Stump Grinder.....	4
S24 Stump Grinder.....	4
DSA 530 DropSaw .....	4
CSC760 Brush Cutt.....	4

## BAUMAN MANUFACTURING

5710 Hay Fluffer Tedder.....	5
Drop Salt/Sand Spreaders .....	5

## BERTI

TA/S Offset Flail Mower .....	6
Tierreno Power Harrow .....	6

## BIG JIM

BJ740/SS Post Driver.....	7
Municipal Park Roller .....	7

## ENOROSI

Vortex G2V Hay Tedder.....	7
Vortex G4V Hay Tedder.....	7
DM8 Disc Mower.....	8
M12 - M14 Maximus Hay Rake .....	8
BW100 3PT Satellite Bale Wrapper .....	8

## FRANSFORD

TI-6000 Combi-Rake .....	9
V-5000 Forestry Winch .....	9

## GARFIELD

GDS08/GDS10/GDS12/GDS14 Drag Scraper .....	10
1600RS Pull Type Grader Blade .....	10
550 Carry All Ejection Scraper .....	10

## GENERAL METAL/EVEREST

5700 Finishing Mower.....	11
Snowblowers.....	11

## KODIAK

6 Foot Medium Duty Cutter .....	12
6 Foot Rotary Tiller .....	12

## MARKET FARM EQUIPMENT

Hydraulic Compact Lawn Roller .....	13
Portable Single Auger Seed-Fill.....	13
Planter Cross Auger Seed-fill .....	13

## METAL FACH

Z560 Stationary Bale Wrapper.....	14
Z577 Self-Loading Bale Wrapper.....	14
Convertible Bale Handler.....	14

## METAL X

Variable Action Chain Link Drag Harrow .....	15
Single Tine Chain Drag Harrow.....	15
Replacement Bale Spears.....	15

## NORTHSTAR ATTACHMENTS

Arenavator II with Pipe Roller.....	16
BF Series Clamp on Bucket Forks.....	16
GS Series Grading Scraper.....	16

## SELECT BY MK MARTIN

Snowblowers.....	17
------------------	----

## SC PRODUCTS

DH 3-Point Disc Harrows .....	18
20 Series Core Plug Aerators.....	18
BB30 Series Box Blades.....	18
LR-20 Series Landscape Rakes .....	18

## SOVEMA

Laser-2 Tiller .....	19
RBS-2 Side Shift Tiller .....	19
RTX-2 Fixed Rotary Tiller .....	19

## TWINSTAR

G3 Hay Rake - 7 Bar Series .....	20
Lonstar Single Basket Rake.....	20

## WORKSAVER

ATV Attachments .....	20
Rotating Bale Hand.....	21
Pallet Forks.....	21
SARG® Sweep Action Rock Grapple.....	21
Hydraulic Post Drivers.....	22
Adapter Brackets.....	22
Snow Removal.....	23

Edney Distributing is a wholesale distributor of agricultural, light industrial, forestry, and landscape equipment. For a complete list of our equipment, please reference our online catalog at [www.edneyco.com/products](http://www.edneyco.com/products).





## 1P24 STUMPBUSTER

The 1P24 PTO Stumpblaster is designed for small tractors equipped with hydrostatic drive and Category 1 3PH. This tractor mounted stump grinder allows you to grind small and midsize stumps efficiently with a 24 inch rotor, carrying 34 replaceable carbide teeth. It has a cutting depth of 10 inches above ground and 6 inches below ground. With no hydraulics required, this versatile PTO stump grinder is controlled with gravity feed which is ideal for tractors with no hydraulic remotes.



## S24 STUMPBUSTER

The S24 skid steer Stumpblaster features a specially designed 12V diverter valve to allow control of the hydraulic swing cylinder for a more refined cutting pass. Combined with the flow control, this remote will give you precise control of the cutting pass and allow you to grind more of the stump without repositioning. Cutting depth is up to 15 inches below ground with a swing radius of 80°. The floating deflector safely directs the flow of debris for quick clean up. The S24 is a good choice for skidsteer stump grinding on close cut grass such as golf courses as well as for stump grinder rental on medium sized skidsteers and track loaders.

For best stump grinding performance Baumalight offers multiple motor options to exactly match the hydraulic flow of your skidsteer as well as 8 pin and 14 pin AUX electrical plugs as well as the 7 pin Bobcat so you can use the controls in your cab with no extra wiring or hand controls.



## DSA530 DROPSAW

Overcome the challenge of dense brush and take down small trees efficiently with DropSaw, the hydraulically-driven tree saw. The DSA530 DropSaw, a multi angle tree saw for skidsteers is power angled by a helical actuator, rotating the cutting head 180° for quick and precise cutting, trimming and limbing. Featuring a high-speed circular blade with replaceable carbide teeth for improved durability, and advanced hydraulics for longer motor life, the DropSaw is an ideal tool for your rural property.

For simple in cab control, the DSA530 is available with Baumalight's Auxiliary Electrical Connection. This connection gives you simple quick connections and access to all the attachments functions using your machine's own controls.



## CSC760 BRUSH CUTT

The CSC760 Baumalight Brush Cutt is a heavy-duty skid steer mount rotary brush mulcher designed to efficiently destroy dense vegetation with large skidsteers. Featuring a 1 inch thick steel rotor, the disk mulcher delivers the extra momentum to power through small trees and heavy brush. The extra bracing of a heavy-duty push bar is meant for aggressively tackling larger trees as well. It is equipped with an industry leading bent axis piston motor and bolted to a heavy duty bearing assembly. The 700 series rotary disk models with carbon tipped fixed teeth that are meant for industrial land clearing. The biggest benefit of a disk mulcher is fewer moving parts than conventional drum type forestry heads. It is an ideal brush mulcher for rental.

## 5710 HAY FLUFFER TEDDER

The Bauman Hay Fluffer Tedder is designed to gently lift and release hay with minimal leaf damage. The Fluffer Tedder allows air to move through hay and gives additional windrow height for faster drying times. The result is better control over how hay dries with a uniform cure.


### Key Features:

- 5-Bat real design lifts hay allowing air in for a reduced drying time
- Adjustable tines
- Tandem Wheels Option, pictured
- Tedding Width: 7 feet
- Overall Width: 10 feet, 4 inches
- PTO Drive Speed: 540 RPM



## SALT/SAND DROP SPREADERS

Bauman drop spreaders prevent waste and property damage with the most accurate de-icing dispensing equipment on the market. The distributor drums spread de-icing material in an even consistent cross hatch pattern. Backed by a tradition of quality for over 40 years and with 9 models to choose from, Bauman has the right solution for you.



Model	Capacity (Feet <sup>3</sup> )	Spread Width (Inches)	Drive	Length (Inches)	Width (Inches)	Weight (lbs)	Vehicle
220	2	20	Manual	47	30.5	90	Walk Behind
320T	3	20	Towable Ground	54	36	140	Towable
440	4	40	Electric, Hydraulic	19	47	235	Sub-compact Tractors
640	6.5	40	Hydraulic, PTO	27	47	315	Compact Tractors, Optional Skidsteer mounting
960	9	60	Hydraulic	25.5	67.5	440	3PH Tractor Mount
1140	11	40	Hydraulic, PTO	34	47	370	3PH Tractor Mount
1040SI	10	40	Electric	58	47	300	UTV
1040B	10	40	Hydraulic	33	49	390	3PH Tractor Mount or Skidsteer Mount
1560B	15	60	Hydraulic	33	70	510	

## FLAIL MOWERS



### Options available upon order:

Exclusive BERTI Anti-Shock Device (patented), skids of anti-wearing steel, hour-meter, vibration activated, double effect distributor with levers and wire-cables, left hand version, front chain protectors & rubber guard, set road-warning panels with lights, and double Wide-Angle drive shaft.

### TA/S OFFSET FLAIL MOWER

Offset/in-line mulcher for grass, residue of vegetables, bushes and pruning up to 2.75 inches to 3.15 inches, suited for tractors from 60 to 110 HP. Ideal for clearing green areas, gardens, slopes, ditches, and road side banks.

### Standard equipment:

- 3-point linkage Cat. II with floating system and safety lock
- Gearbox outside the head body
- Chamfered profile on the right-end chassis corner
- Adjustable rear discharge
- Free wheel in gearbox
- Hydraulic side shift with breakaway valve,
- Double chassis, hydraulic cylinder with floating link and safety valve
- Height adjustable self-cleaning leveling roller
- Full automatic belts adjuster
- Forged and hardened BERTI hammers or blades, counter-blades
- Hardened PTO drive shaft, PTO 540 RPM.

## POWER HARROWS

### TIRRENO POWER HARROW

Power harrow for tractors between 25 and 70 HP. Suited to the preparation of soils in open fields, gardens, nurseries, greenhouses, and orchards

### Standard equipment:

- 3-point linkage Cat. I-II
- Single-speed gearbox
- PTO 540 RPM, rotors speed 260 RPM
- PTO drive shaft with shear bolt
- Rotors with rounded shape
- Anti-clogging
- Flexible sides of body
- Quick device for roller height adjustment
- Floating device on the roller.

### Options available upon order:

Set leveling bar, wheelbarrow seeder (only with net or packer roller), PTO drive Shaft with slip clutch, and electro-pneumatic seeder.







## BJ740 3PH/SS POST DRIVER

### Features:

The mast tilts in and out as well as forward and back for post leveling on uneven ground. The mast travels out 16 inches and the tongue travels out 24 inches. This enables the operator to accurately place posts without moving the entire machine. The mast lifts hydraulically 24 inches. This allows a fast change from 8 to 10 foot posts. This feature also allows a longer hammer stroke for starting 8 foot posts. The Hammer and Mast in fully raised position reaches a height of 11 foot 6 inches from the hammer to the ground.

### Specifications:

- Hammer Weight: 740 lbs
- Total Weight: 1,697 lbs
- Hammer Stroke: 64 inches
- Overall Width: 42 inches
- Overall Length: 48 inches
- Transport Height: 100 inches
- Mast Tilt Forward/Backward: 18°
- Frame: 6 inches x 3 1/4 inches



## MUNICIPAL PARK ROLLER

### Specifications:

- 30 inches x 3/8 inch wall roller tube - 4 inches x 4 inches x 1/4 inch wall main frame
- 1/4 inch thick roller end plates
- 1 3/4 inch roller center shaft
- 4 inch x 3 inch x 1/4 inch wall x 6 foot long tongue
- 1 3/4 inch grease-able bearings - Non-adjustable clevis style hitch
- Ballast fill and vent plugs - Reflective safety tape on outer front and rear corners

## ENOROSI HAY TEDDERS



## VORTEX G2V - HAY TEDDER

### Features:

Ideal for working in the hills where compact and small machines are required; closing the side protections, you will easily have a transport width of 8 feet, 2 inches, 3-point hitch model with pivoting wheels and pull-type version with fixed wheels. Provided standard with cardan shaft with slip clutch and protections. Mechanical crank for adjusting working angle.



## VORTEX G4V - HAY TEDDER

### Features:

Robust tedder with hydraulic opening and closing rotor system, ideal for medium farms. Grease lubricated unit that allows easy maintenance of the main components. Available in 3 working width: 13 feet, 9 inches, 17 feet, and 18 feet, 8 inches. Crank for mechanical adjustment is standard for all models. Standard hydraulic tilt on the G4V 570 PTH, available as an option on the G4V 520 PTH. Central wheels with fender. High resistant tubular frame 100x200 mm. 3P version with pivoting headstock. 16.650-8 wheels.



## DM8 DISC MOWER

### Features:

Rear-mounted disc mower equipped with hydraulic lift, automatic safety release to protect the bar from any obstacles, over running cardan shaft, protection cover and swath disc. High quality steel ENOCUT cutting bar, a system totally manufactured in-house by Enorossi.

### Specifications:

- Number of Discs: 8
- Cutting Width: 10.5 feet
- Working Speed: 6-9 mph
- Number of blades per disc: 2
- HP needed: 80-90 HP
- RPM: 540
- Weight: 1,522 lbs

## M12 - M14 MAXIMUS RAKE

### Features:

The new MAXIMUS RAKE M12-M14 has been designed to match customer's high standards. It is available in two sizes: 12 and 14 rake wheels. Both versions feature independent rake wheel arms using a unique double rod spring system to maintain constant pressure of rake wheels to the ground. Hydraulic opening/closing system. The heavy duty frame and wide space between the wheels and tires allow operators to use this machine in heavy conditions. The hydraulic working width device allows the operator to control the rake directly from the tractor cabin.

### Options:

Kicker wheel kit, wind guards, conversion kit to make 12 into 14, road light kit.



## BW100 3PT SATELLITE BALE WRAPPER

### Features:

The BW100 is a new mounted satellite bale wrapper. Unique to this version is the self-loading device, making the wrapper able to pick-up, transport and wrap on the move. This make it possible to pick-up the bale in the wrap and transport it to the storage site while wrapping. Two guide rollers pick-up the bale for wrapping. Satellite pre-stretcher ensures fast and accurate wrapping of the bale. The BW100 is mounted very close to the tractor for good weight distribution and stability during work. BW100 is equipped with turn bale vertical system for fast collection of the bales from the field. On request with brake.

### Specifications:

- Machine Length: 7.6 feet
- Machine Width: 4.6 feet
- Max Bale Size: 3.93 feet x 4.92 feet
- Max Bale Weight: 2204 lbs
- Film Width: 20/30 inches
- Weight: 1,554 lbs





### TI-6000 COMBI-RAKE

#### Features:

Fransgård combi-rakes offer a number of options. These machines rake into the center (onto dry ground), the smaller TI-models can also ted. The TI-5000 and the TI-6000 versions can also rake to the side while the TI-6000 can make 2 swaths in one run. The rakes treat the material gently and produce a light fluffy swath to the width you require.

#### Specifications:

- Working Width: 15.3 feet to 20.6 feet
- Transport Width: 8.3 feet
- Working Speed: 7-10 mph
- Capacity: 10-20 acres/hour
- Power Requirement: 80 HP
- Number of Rake Arms/Tines: 24 pieces/12 pieces
- Number of wheels: 4 pieces
- PTO: 400-540 RPM
- Weight: 1,470 lbs

## FORESTRY WINCH



### V-5000 FORESTRY WINCH

#### Features:

For doing forestry work at lightning speed! Pulling power from 3 to 6.5 tons. For tractors from 25 HP and above. A complete range of winches for most sizes of tractors.

#### Specifications:

- Pulling Power: 11,000 lbs
- Weight: 972 lbs
- Drum Capacity of cable:
  - Diameter:  $\frac{3}{8}$  inch
  - Length: 164 feet
  - Cable Breaking Load: 18,000 lbs
- Pulling Speed per Second: 2-5 feet
- Overall Height with Protection Screen: 72 inches
- PTO Hookup Clearance: 23 inches
- 3 Point Linkage: Cat I & II
- Tractor Power: 40-70 HP

# BLADES & SCRAPERS




## GDS08/GDS10/GDS12/GDS14 DRAG SCRAPER

### Features:

Garfield Drag Scrapers are ideal for touch ups and limited land leveling. They work great for short haul projects, smoothing, and small jobs that do not justify the expense of an Ejection Scraper.

Garfield Drag Scrapers come in four widths from 8 feet to 14 feet. Whatever your scraping job, we have a scraper to fit your needs.

Rippers (scarifiers) are available for all our standard drag scrapers. These are good for scarifying and loosening in advance of leveling and planing and with the ripper assembly being hydraulically operated you are able control the depth up to 6 inches from the bottom of the scraper with ease. The Garfield Drag Scraper can also be ordered with a tilt feature, allowing you to cut ditches, or crown roads.



## 1600RS PULL TYPE GRADER BLADE

### Specifications:

- Blade Width: 16 inches
- Blade Swing: 45°
- Blade Tilt: 15°
- Moldboard Height: 33 inches
- Ground Clearance: 30 inches
- Overall Length: 21 feet, 5 inches
- Tongue Weight: 1,800 lbs
- Approx. Overall Weight: 6,520 lbs
- Required HP: 120-400
- Tire Size: 40 x 14.5 x 19

### Features:

Cutting edge is reversible for longer life. Pins and bushings are case hardened. Laser and GPS compatible. Heavy duty swivel pull block. ½ inch Reinforcement plates. Construction grade cylinders.



## 550 CARRY ALL EJECTION SCRAPER

### Features:

26 Ply high flotation tires. Lockout pin for transportation. Covered ejection cylinder. Heavy 4 inch ball allows machine to operate on uneven terrain. GPS and laser compatible. Heavy duty dolly reduces load on tractor and provides more flotation. Swivel hitch allows maneuverability on rough terrain.

### Specifications:

- Blade Width: 16 inches
- Blade Swing: 45°
- Blade Tilt: 15°
- Moldboard Height: 33 inches
- Ground Clearance: 30 inches
- Overall Length: 21 feet, 5 inches
- Tongue Weight: 1,800 lbs
- Approx. Overall Weight: 6,520 lbs
- Required HP: 120-400
- Tire Size: 40 x 14.5 x 19





## FINISHING MOWERS

### 5700 84 INCH FINISHING MOWER



#### Specifications:

- Cutting Width: 84 inches
- Deck Material: 7 gauge
- Gearbox: sealed, oil bath (540 RPM)
- Hitch: Cat I QH Compatible
- Blade Tip Speed: 18,552 feet/minute
- Blade Material: 1/4 inch x 3 inch Alloy Hardened
- Blade Length: 29 3/4 inches
- Blade Overlap: 2 5/8 inches
- Blades: 3
- Drive: 2 Belt, "B" Groove
- Cutting Height: 1 1/2 inches x 4 1/2 inches
- Spindles: 3 Cast with Bearings
- Front Roller: 4 inches x 5 3/8 inches
- Tires: 13 x 5.0 x 6
- Quick Hitch Adapter: Optional
- Min. Recommended HP: 25HP
- Weight: 730 lbs

## SNOWBLOWERS

#### Features:

- All blowers feature 3 position adjustable hitch for ease of attachment
- Replaceable cutting edge is standard on 8 foot and 9 foot models
- The integrated hydraulic spout rotator is standard on 8 foot and 9 foot models and requires no extra cylinder and hose kit
- Manual spout rotator is standard on all models up to the 7 foot model
- 6 position adjustable skid shoes allow for precise height setting of the cutting edge
- Manual spout deflector kit is standard on all sizes up to 8 foot model. Hydraulic deflector kit is standard on the 9 foot model and optional on all other models.
- Tough pillow block bearing are used for the increased strength and added longevity
- Whether your snow is light and fluffy, or dense and compacted, the 4 blade fan is the perfect medium to get the job done
- Shield protection for auger drive system
- Custom colors are optional for all models



Model	6054	6060	6072	6084	6096	6108	6120
<b>Cutting Width</b>	54 in.	60 in.	72 in.	84 in.	96 in.	108 in.	120 in.
<b>Cutting Height</b>	23.5 in.	25 in.	27 in.	27 in.	38 in.	39 in.	42 in.
<b>Fan</b>	4 Blade	4 Blade	4 Blade	4 Blade	4 Blade	4 Blade	5 Blade
<b>Auger Diam.</b>	13 in. Single	15 in. Single	15 in. Single	15 in. Single	15 in. Double	15 in. Double	23 in. Serated/ 14 in.
<b>Rotator</b>	Manual	Manual	Manual	Manual	Hydraulic	Hydraulic	Hydraulic
<b>Spout Deflector</b>	Manual	Manual	Manual	Manual	Hydraulic	Hydraulic	Hydraulic
<b>HP Req.</b>	14-25	20-40	35-75	45-90	90-125	120-180	160-240
<b>Hitch Cat.</b>	Cat. 0 & I	Cat. I	Cat. I & II	Cat. I & II	Cat. II, III & Cat. II, III Narrow	Cat. II, III & Cat. III Narrow	Cat. II, III & Cat. III Narrow
<b>Weight</b>	347 lbs	485	625	765	1445	2440	2800



## ROTARY CUTTERS



### 6 FOOT MEDIUM DUTY LIFT TYPE CUTTER

**Specifications:**


- Top Link: Floating
- Type Hitch: Cat. I
- Cutting Capacity: 2 inch Material
- Deck Thickness: 11 GA Steel
- Side Bands: HD 7 inch Channel
- PTO Drive Shaft: Series 4
- Slip Clutch: Optional
- Gear Boxes: 90 HP
- Wheels: Laminated
- Hub: Greasable
- Front/Rear Chain Guard: Optional
- Weight: 755 lbs
- Pull Type: Optional
- Skid Shoes: Replaceable
- Quick Hitch: Compatible

## ROTARY TILLERS

### 6 FOOT ROTARY TILLER

**Features:**

The gear-driven rotary tillers are available in widths of 4 feet, 5 feet, and 6 feet and are designed to fit tractors from 20-50 HP. These units are built with 6 tines per flange allowing each tine to take a smaller bite of soil, in turn, requiring less horsepower to operate. This rugged tiller will meet the needs of a private land owner to a commercial operator. A slip clutch PTO comes standard on these units, The heavy duty gear drive is designed to provide years of dependable performance with minimal maintenance required.



## HYDRAULIC COMPACT ROLLER

### Features:

The Hydraulic Roller is ideal for all of those tight jobs. Available in 4 feet, 5 feet, and 6 feet widths. The hydraulic lift wheels allow you to move the roller to the job without damage to the surrounding landscape. The heavy duty 16 inch steel roller is equipped with two filler ports for adding and draining water. Rollers are also available without the hydraulic lift kit. Powder coated grey/black frame.



## PORTABLE SINGLE AUGER SEED-FILL

### Features:

The Portable Single Auger Seed-Fill is available as a complete auger or you can purchase just the undercarriage to convert your existing 14 foot or 15 foot drill mounted unit over to a portable unit. Trading in your old no-till drill for a newer one? No problem. The undercarriage kit allows you to keep your fill auger for other uses as well as filling your new seed drill or planter.

The undercarriage kit can also be used to convert existing 14 foot or 15 foot Plastic Gravity Box Augers over to a portable unit. You will need to purchase a vertical auger hopper and a telescoping downspout if required.

An optional electric solenoid valve kit and a Buckeye Augermate (hydraulic power unit) can also be added to make this a truly independent seed-fill system.

## PLANTER CROSS AUGERS SEED-FILL

### Features:

Plastic Cross Augers are time saving accessories which allow you to auger bulk seed quickly & easily into your planter.

All of these seed cross augers feature a heavy gauge PVC tube with polyethylene plastic hoppers and seed drops complete with shut-off slides.

Available in 6 inches diameter with bristle or cupped plastic flighting.

Every planter is different so Market Farm Equipment builds the cross auger to suit your planter. All they need is the center to center measurements of the planters' seed hoppers.

Planter Cross Augers kits for seed include offset posts and cross arms. In some applications, sub-frames and/or modifications may be necessary to mount the hardware.



\* All auger models can be custom built and made to order from factory.



# BALE WRAPPERS


**METAL-FACH**


## Z560 STATIONARY BALE WRAPPER

### Features:

The Z560 3-point mounted machine is an economical solution for farmers wrapping fewer than 400 bales a year. Maximum bale diameter is 4 feet x 4 feet and maximum bale weight is 2,200 lbs. The bale is unloaded by raising the table with the 3-point lift. Film is cut manually. A monitor indicates the number of current wraps when working. 20 inch film may also be used with a minor adjustment. Wrapping time per bale is approximately 80 seconds with 30 inch film. An optional off load ramp with end tip is available. The machine is designed to operate in a stationary position with the table resting on the ground.

## Z577 SELF-LOADING BALE WRAPPER

### Features:

The Z577 self-loading bale wrapper is an efficient, economical wrapper designed for farmers wrapping fewer than 400 (4 foot x 4 foot) bales a year. Cable control for lift, rotate, and tip are mounted on the tractor. A programmable monitor indicates the number of current wraps when working, the quantity of bales wrapped, and the average number of bales per hour. 20 inch film may also be used with a minor adjustment. The mechanical cut-n-hold is a simple and effective device that cuts and holds the film when the bale is fully wrapped.



## CONVERTIBLE BALE HANDLER

### Features:

This multifunctional bale grip is intended for picking, handling and loading of bales onto trailers. The versatile design allows bale handling by gripping or piercing with forks, as well as easy loading and unloading of silage bales. The installed guards facilitate loading of wrapped bales without piercing or ripping the film. The grip can easily pick and hold up to three bales of hay or silage. The fork guards are easy to remove. The grip can grab horizontal or vertical bales. Gripping width: minimum 24 inches, maximum 70 inches.





## VARIABLE ACTION CHAIN LINK DRAG HARROW

### Features:

- Easy to use and handle
- Perfect results
- No lubrication or adjustments required
- Use behind ATV, lawn tractor, pickup, tractor or behind farm implements for one pass coverage

### Specifications:

- 1045 carbon steel
- 76 inches wide x 96 inches long
- ½ inch x 4 inch long tines
- Heavy duty universal draw-bar
- Power required to pull: 12 HP
- Weight: 230 lbs

## SINGLE TINE CHAIN HARROW

### Features:

The chain harrow is ideal for horse and cattle farmers that are spreading manure to help control parasites, for preparing seed beds, covering seed beds to enhance germination, harrowing in fertilizer on hay fields to assure a faster, more vigorous re-growth, incorporating herbicides, root raking, pasture renovation, riding ring and paddock maintenance, land leveling, and landscaping.

### Specifications:

- 1040 carbon steel
- 72 inches wide x 90 inches long
- ½ inch x 3-½ inch long tines
- Heavy duty universal draw-bar
- Power required to pull: 12 HP
- Weight: 177 lbs



# REPLACEMENT BALE SPEARS



## 49 INCH HAY BALE SPEARS

### Features:

- Heavy duty 49 inches long
- High tensile forged steel
- Heat treated tapered for super penetration and easy removal
- Can handle any size bale weighing up to 2,200 lbs
- Round standard tapered on mounting end with tapered hex nut
- Load tested for 3,600 lbs at 24 inches

## EQUINE &amp; ATTACHMENTS

**ARENAVATOR II WITH PIPE ROLLER**

Designed to renovate and condition horse arenas and tracks in a single pass. Available in 6 feet, 7 feet, and 8 feet sizes. The machine consists of two rows of heavy-duty S-tine shanks with reversible points to loosen and cultivate the soil, an adjustable bar for leveling the soil, and a 12 inches diameter pipe rear roller to gauge the depth and pack the soil to provide a uniform finish. The ArenaVator II cultivator produces a firm, yet giving surface that provides the securest footing available for your horses.

**BF SERIES CLAMP ON BUCKET FORKS**

Mount easily in seconds to most loader buckets without using tools. Available in 1000 lbs, 2000 lbs, 3000 lbs, 4000 lbs, and 6000 lb. capacities. Slide-able handle allows forks to be mounted in most positions on the bucket, such as next to the side or back of the bucket. Forks are equipped with handles for ease in mounting and handling. Forks have a safety rating of two times the stated capacity. Models ending in "W" are designed for compact loader buckets equipped with bolt-on cutting edges.

**GS SERIES GRADING SCRAPER**

The GS Series Grading Scraper performs many different tasks including: landscaping, road repair, and arena maintenance.

- **General Landscaping:**

The deep ripping shanks will break up the hardest of soils and allow the dual cutting blades to move large amounts of material when required. To finish grade set the shanks in the storage position and lightly grade to a smooth finish.

- **Repairing Roads:**

Dual cutting edges cut out high spots, fill holes and move material from the edge of the road to the center minimizing the need for additional fill.

- **Arena Maintenance:**

Set the shanks and cutting edges to the maximum depth. This operation will smooth and loosen the area simultaneously.



# SNOWBLOWERS



## PTO SNOWBLOWERS

### Features:

The Select Series Snowblowers are built to get your work off the ground with durable performance, and high capacity design. A range of models from 15 HP compact tractors to 125 HP farm tractors are available.

- Chute Rotation: Select Snowblowers get the snow out of your way and put it where you want it. Chute rotators come in manual or our new bolt on hydraulic option.
- 1000 RPM Kit: For 97 inch and 108 inch models, a kit is available to allow larger tractors to run at 1000 RPM PTO. The 1000 RPM Kit also raises the input shaft to allow the PTO shaft to run at a lesser angle on larger tractors increasing the efficiency and life of the drive-line components.
- Standard color is charcoal gray. Custom colors to match tractor color are available upon order.

Model	SEL54	SEL75	SEL87D	SEL97D	SEL108D
Skid Shoes	3/8 x 1-1/2 Weld-on	3/8 x 1-1/2 Weld-on	3/8 x 1-1/2 Weld-on	1/2 x 2 Weld-On	1/2 x 2 Weld-On
Cutting Edge	3/8 x 1	3/8 x 2	3/8 x 3	1/2 x 6 Bolt On	1/2 x 6 Bolt On
Cutting Width	54 inches	75 inches	87 inches	97 inches	108 inches
Auger Tube	2-3/8 inches OD	3-1/2 inches OD	3-1/2 inches OD	4-1/2 inches OD Heavy Wall	4-1/2 inches OD Heavy Wall
Auger Flighting	1/4 x 2-1/4	1/4 x 2-1/4	1/4 x 2-1/4	5/16 x 2-1/4	5/16 x 2-1/4
Auger Diameter	14 inches	15 inches	15 inches (x2)	19 inches (x1) & 15 inches (x1)	19 inches (x1) & 15 inches (x1)
Recommended HP	15	50	60	100	125
Roller Chain	#50	#60 Heavy	#60 Heavy	#80	#80
3PH Cat.	Cat. 1 & Quick Attach	Cat. 1, Cat. 2 & Quick Attach	Cat. 2 & Quick Attach	Cat. 2, 3 & Quick Attach	Cat. 2, 3 & Quick Attach
Chute Rotation	Manual or Hydraulic (opt)	Manual or Hydraulic (opt)	Manual or Hydraulic (opt)	Hydraulic	Hydraulic
Chute Diameter	8 inches	10 inches	12 inches	13 inches	13 inches
Main Body Height	22 inches	29 inches	36 inches	39 inches	39 inches
Chute Deflector	Manual adj.	Manual adj. or Hydraulic (opt)	Manual adj. or Hydraulic (opt)	Manual adj. or Hydraulic (opt)	Manual adj. or Hydraulic (opt)
Fan Diameter	21 inches	23 inches	26 inches	32 inches	32 inches
Fan Depth	6 inches	8 inches	10 inches	12 inches	12 inches
Auger Drive Shaft	1 inch	1-1/4 inches	1-1/4 inches	1-3/4 inches	1-3/4 inches
Fan Output Shaft	1-1/4 inches	40mm	40mm	2 inches	2 inches
Weight	366 lbs	748 lbs	1161 lbs	1900 lbs	1980 lbs






### DH SERIES 3-POINT DISC HARROWS

#### Features:

- Cat I hitch
- Clevis Hitch provides easy hook-up
- 3 inch square frame tube
- $\frac{3}{8}$  inch thick bearing hangers with reinforcement
- $7\frac{1}{2}$  inch disc blade spacing
- Self aligning sealed bearings
- $1\frac{1}{8}$  inch square high carbon gang bolts (Heavy-duty Series)
- 18 inch notched or smooth disc blades
- Powder coat tractor matching colors
- DH30-60: 60 inch cutting width, 735 lbs., 30 HP Requirement
- DH30-72: 72 inch cutting width, 815 lbs., 35 HP Requirement
- DH30-84: 84 inch cutting width, 900 lbs., 40 HP Requirement



### 20 SERIES CORE PLUG AERATORS

#### Features:

- Cat I hitch
- $\frac{3}{4}$  inch hardened spoons with closed design
- Rotor flanges are welded with 2 bronze bushings per rotor
- 3 support stands
- Paired hubs turn independently
- Six spoons per hub - penetration of  $4\frac{1}{2}$  inches
- Weight box accepts concrete
- Self storing support legs
- Powder coat tractor matching colors
- AE20-48: 42 inch coring width, 48 spoons, 320 lbs
- AE20-60: 62 inch coring width, 60 spoons, 349 lbs
- AE20-72: 66 inch coring width, 72 spoons, 403 lbs



### BB30 SERIES BOX BLADES

#### Features:

- Cat I hitch
- Roll-formed moldboard for excellent loading and unloading of soil
- $\frac{3}{8}$  inch end plates.  $\frac{1}{2}$  inch hitch plates
- $\frac{1}{2}$  inch x 6 reversible cutting edges
- 3-point shank with replaceable tips
- Clevis style pins
- Powder coat tractor matching colors
- BB30-60: 60 inch cut width, 5 shanks, 541 lbs
- BB30-66: 66 inch cut width, 5 shanks, 573 lbs
- BB30-72: 72 inch cut width, 6 shanks, 606 lbs
- BB30-84: 84 inch cut width, 7 shanks, 682 lbs
- BB30-96: 96 inch cut width, 8 shanks, 752 lbs



### LR-20 SERIES LANDSCAPE RAKES

#### Features:

- Cat. 1 hitch
- High carbon teeth on 1 inch spacing
- Five forward and reverse angle settings
- Formed tine with lockable tine spacing
- 1 inch spacing between tines
- Reversible lift pins
- Powder coat tractor matching colors
- Optional: gauge wheels, parking stand
- 45 HP requirement
- 15 inches tine height
- LR20-60: 48 inch working width, 195 lbs
- LR20-72: 60 inch working width, 215 lbs
- LR20-84: 84 inch working width, 235 lbs
- LR20-96: 96 inch working width, 255 lbs



## TILLERS

### LASER-2 TILLER

**Features:**

Specially designed for tractors up to 35 HP, the LASER-2 tillers offer versatility, simplicity, and economy. Ideal for small landscape and yard maintenance contractors. The Laser's completely adjustable offset and compact design make it the perfect machine for confined areas such as orchards and vineyards

Adjustable depth control skids. Chain drive. Side-shift on hexagonal shaft. 4 blades per flange. Single speed gearbox.



### RBS-2 SIDE SHIFT TILLER

**Features:**

The RBS-2 side-shift tiller has been designed to enhance the efficiency and toughness of the machine without compromising on the versatility and simplicity of its use.

This tiller is particularly suitable to be used in difficult, low clearance conditions such as orchards, vineyards and greenhouses. The unique 3-point hitch system allows for easy and secure offset of the machine. Single-speed gearbox. Choice of blades.



### RTX-2 FIXED ROTARY TILLER

**Features:**

Top of the rotary tiller series, the RTX-2 tiller is built to be used under very tough conditions. With double frame, reinforced rear shield and double flange. 140 ASA-chain driven. The RTX-2 series is only available with a 4 speed gearbox. 540 or 1000 rpm.


6 blades per flange. Angular (L) or speed (C) blades available.

## HAY RAKES



### G3 HAY RAKE 7 - BAR SERIES

The Twinstar Generation 3 Basket Rake is the premier hay rake designed for commercial farming operations. This ruggedly built hay rake is designed to rake two windrows together and to turn hay, this speeds up drying time prior to baling for high production hay farming, custom operators, dairies raking green chop, and raking bio feed stocks. Twinstar Basket Rakes produce consistent uniform windrows and the cleanest hay on the market. Cleaner hay brings higher returns and provides the highest quality feed to ensure animals receive proper nutrients. Research has documented that basket raked hay contains significantly less contaminants (dirt, rocks, and debris) and has less leaf loss compared to traditional finger wheel and rotary rakes. Twinstar 7-Bar Rakes are available in 27 feet & 30 feet approximate raking widths for windrowers equipped with 12 foot to 18 foot headers.



### LONESTAR SINGLE BASKET RAKES

The Lonestar Single Basket Rake is the premier hay rake designed for operations looking to produce consistent uniform windrows and the cleanest hay on the market. Cleaner hay brings higher returns and provides the highest quality feed to ensure animals receive proper nutrients. Research has documented that basket raked hay contains significantly less contaminants (dirt, rocks, and debris) and has less leaf loss compared to traditional finger wheel and rotary rakes. Lonestar Hay Rakes are designed for functionality and longevity in today's demanding markets. Hydraulically driven rubber mounted tines allow the operator to match the basket and ground speed to the crop conditions to produce consistent windrows that dry faster ready for baling sooner. Offset wheels follow ground contours and baskets can be hydraulically raised if needed to avoid obstacles. Lonestar Rakes are part of the Twinstar Basket Rake family designed for demanding conditions and for operators who expect reliability and longevity.



## ATV ATTACHMENTS



### FOD-16 FLIP OVER DISC

Ideal for tilling wildlife food plots and larger gardens. Patented design allows for easy "flip-over" from transport to cultivation mode. Features eight (8) 16 inch notched blades designed for efficient trash cutting and optimum soil penetration.



### FOC-48 FLIP OVER CULTIPACKER

Perfect for final compaction after seeding your food plot. Reduces air pockets and increases seed germination. Helps prevent erosion. Unique design allows for easy "flip-over" from transport to operation mode. Can also be used for breaking the crust of rain-hardened soil, to allow emerging seedlings to break through and grow.



### PLR-48/60/72 LANDSCAPE RAKES

Designed for quick and easy cleanup of leaves and debris from large areas of lawn, pastures and roadsides – keeps your property neatly groomed. Features spring steel tines spaced at 1 inch intervals for thorough raking; debris is "windrowed" for easy collection and pick-up. Rakes are available in 4 feet, 5 feet, and 6 feet widths.





## ATTACHMENTS

### ROTATING BALE HAND

**Features:**

The "R" series (UBH-2072R, GLBH-2072R, JDBH-2072R and SSBH-2072R) is leading the way in stacking bales. The "R" series allows the operator to pick up a bale rotate it up to 110° and then stack it like a soup can for increased versatility. All without having to place the bale down and re-position the clamps. This eliminates double handling, and saves the operator time when unloading from a trailer. Optional solenoid kit for power units equipped with single auxiliary valve includes hoses & couplers (Item #832379) is available.



### PALLET FORKS

**Features:**

Designed for skid steer or tractor front loaders, our standard pallet forks have rated capacities from 4,000 lbs. to 5,500 lbs. All models feature solid steel alloy forks for long life, with spring loaded latches for easy adjustment spacing.

- Skid steer pallet forks (4,000 lbs. or 5,500 lbs.) are offered with a one piece backstop or a step through design for easy cab access and excellent visibility.
- Skid steer models mount with the "Universal" quick-attach mounting system.
- Models available with 42 inch, 48 inch or 60 inch long forks.
- Models available with integrated brackets for skid steers, John Deere 400/500/600/700 series loaders, and loaders with Euro/Global attaching method.
- Pallet forks for John Deere H480 loader with Global Series II tool carrier.
- Optional interfacing quick-attach brackets are available for the model PF-448 and for most popular loader models.
- Machined rails allow ease of fork spacing adjustment.



### SARG® SWEEP ACTION ROCK GRAPPLE

**Features:**

Handles rocks and so much more, this is not just another grapple, it is the best grapple you will ever own. Revolutionizing the way rock grapples work, the SARG® (Sweep Action Rock Grapple) from WorkSaver makes life easier. With its patent pending design, the SARG® allows the operator to sort large or small rocks and handle almost all kinds of debris, resulting in low cost of ownership.

The front hydraulically controlled grapples with their spring and hinge design operates with a sweeping action to pull rocks and debris into the unit. The springs hold the front sweep rakes open until the rear part of the grapple is down. Then the front rakes pull the material into the bucket. Grapple design retains the rocks or debris, allowing the operator to pivot the attachment to sift loose dirt out. Through the tube hose routing provides protection for the hoses and flat-face couplers make hook up a breeze. Rocks, brush, logs, stumps, debris, or scrap, the SARG® handles them all.



# HYDRAULIC POST DRIVERS



## HPD-16/22Q/26Q SHC HYDRAULIC ADJUST, 3PT HYDRAULIC POST DRIVERS

### Features:

Designed and engineered for those who have serious fencing to do. These center mounted units offer all the quality features of the basic HPD-16 & HPD-22Q plus effortless hydraulic driver alignment controlled by two 3 inch x 6 inch hydraulic cylinders. For increased driving force, the heavy duty HPD-26Q SHC delivers 110,000 lbs of high-impact force for driving large posts in tough soil conditions. Big-Foot stabilizer helps control tractor bounce on these larger units.

### Maximum Post Sizes:

**HPD-16 SHC:** 5 inches diameter, 9 feet length

**HPD-22Q SHC:** 8-3/4 inches diameter, 10 feet length

**HPD-26Q SHC:** 11 inches diameter, 10 feet length



## ADAPTER BRACKETS



### EURO/GLOBAL TO SKID STEER

#### Features:

Interfaces with agricultural loaders that use the Euro/Global attaching system to allow the use of skid steer type attachments.

**Weight:** 110 lbs

**Item #:** 832550

**Max. Capacity:** 4,000 lbs



### MAHINDRA eMAX 25L & TYM TX-25 TO SKID STEER

#### Features:

Interfaces with Mahindra model eMax 25L & TYM TX-25 with center lift cylinder to allow the use of skid steer type attachments.

**Weight:** 69 lbs

**Item #:** 835110

**Max. Capacity:** 1,200 lbs



### KUBOTA LA350, LA401, LA452 TO SKID STEER

#### Features:

Interfaces with Kubota loader models LA350, LA401, LA402, LA450, LA452, LA480, LA481, LA482, LA680, LA681, LA682 LB402, LB552, LB702, with pin-on buckets retained by 1 inch pins. Allowing the use of skid steer type attachments (shipped less pins).

**Weight:** 150 lbs

**Item #:** 832810

**Max. Capacity:** 3,500 lbs





# SNOW REMOVAL



## SNOW BLADES

### Features:

- Ideal for residential or commercial snow removal. Use on driveways, parking lots, or other large areas.
- 7.5 foot & 9 foot models feature 5° lateral oscillation to allow blade to follow ground contours.
- Two trip springs for controlled break over in snow.
- Clamp-on blade for compact tractors.
- Reinforced 21 inch or 27 inch high 10-gauge moldboards provide long service life.
- 3/8 inch x 6 inch cutting edge of 1044 steel.
- Blade locks for grading loose dirt or gravel.
- Step-through design allows for easy access to skid steer seat.
- Quick hook up on skid steers or front loaders equipped with "Universal" mounting plate.
- Blade angles right or left.
- Adjustable skid shoes of AR steel are 1/2 in. thick and rotate for long life.
- Select models integrate either the Euro/Global or John Deere 400/500 series mounting for easier hook up.
- Two bucket clamp-on models for compact tractors.
- SBFL models can be paired with optional brackets for most tractor loaders.



## SNOW PUSHERS

### Features:

Performance matched to fit Sub-Compact tractors up to 30 HP, the 20-Series snow pushers are sized to the tractor for maximum snow removal. Available in widths of 4 feet or 5 feet, these pushers are offered with either a ultra rubber cutting edge or alloy steel cutting edge. CNC formed 11-gauge moldboard with formed 10-gauge back brace for strength and durability make these snow pushers high performers. Models are available with "universal" skid steer style mount or John Deere hook and pin style quick attach.







**EDNEY**

**DISTRIBUTING CO., INC.**

S I N C E 1 9 5 1

**888.443.3639 • WWW.EDNEYCO.COM • @EDNEYCO**

## OUR DEALER NETWORK



**Equipment Dealers**  
ASSOCIATION

