

# HORST HEADER WAGONS



## HORST CONTOUR





# HORST WAGONS

## FEATURES



### **Tapered Roller Bearings in Main Pivot Points**

Roller bearings keep pivot points tight, ensuring no trailer sway and long-lasting use.



### **Ratchet Strap & Wrench**

The durable ratchet strap secures the head and prevents shifting and bouncing during road travel. The wrench stores on the wagon, ready when you need it.



### **Adjustable Top Rail**

Makes sure wagon fits most sizes and models of combine heads.




### **Quick Release Header Mount**

Easily reposition the header mount by simply lowering the over-centre locking handles.




### **Retractable Automatic Relock Tongue Latch (with standard variable length adjustment)**

Take the precision work out of hooking up by freely moving the tongue into place and watch it lock into place as soon as it is in motion.



### **Road Signal Light Kit (optional)**

Make road travel safer by adding the road signal light kit which includes brake, turning and hazard lights.

Wagons are available in the following colours:   

# HORST HEADER WAGON

## 2 WHEEL STEER CHC 25-30' Heads



### Following Your Lead

Productivity often hides in the details, such as getting from one field to another quickly.

Trailing your combine head with a Horst CHC Wagon keeps you moving with safe and easy road travel. The no-sway design of Horst's running gear provides a smooth trailing wagon that eliminates the zig-zag action through tapered roller bearings on all the main pivot points. This includes the king-pins and steering pivot joint. The predictable trailing movement of Horst's Header Wagons is especially important for combine operators who don't have a clear rear-view and need to rely on a steady trailing wagon.

Sturdy yet flexible, Horst CHC Wagons are made with double tube construction designed to handle uneven ground reliably.

For road travel, heavy-grade tires with low wearing tread is standard on all models. An optional light kit is also available for increased visibility during nighttime driving.

Get from field to field quickly and efficiently with a quality built Horst Combine Header Wagon that handles your header safely and travels smoothly.

Models	Rated Capacity	Tracking Width (Centre of Tires)	Wheelbase	Tires: 20.5 x 8-10 12 ply Tire on 10 x 6 x 6 Wheel	Tires: 26 x 12 12 ply Tubeless Tire on 12 x 10.5 x 6 Wheel	Tires: 11L x 15 12 ply Hwy Service TL Tire on 15 x 8 x 6 HD Wheel	Tires: 225/75 x 15 10 ply Hwy Trailer Tire	Tongue Length	Top Rail Length	Bridged Top & Bottom Rail	Maximum Head Size	Safety Chain	Road Signal Light Kit	Shipping Weight
CHC25	10,000 lb	79"	18'	Standard	Optional	Optional	Optional	Adj. 11 to 13'	26'	—	25'	Standard	Optional	1300 lb.
CHC30	10,000 lb	79"	18'	Standard	Optional	Optional	Optional	Adj. 11 to 13'	31'	—	30'	Standard	Optional	1400 lb.

# HORST CONTOUR

## 4 WHEEL STEER CHCF 25-36' Heads



### IT'S YOUR TURN

Take the hassle out of transporting wide heads from field to field with the 4-wheel steer Contour header wagon. Built with all the same features as the standard model, the Contour adds greater maneuverability with 4-wheel steering which is ideal for combine heads 30-feet and longer. Trailing behind the combine or vehicle the Horst Contour follows the same tire tracks when cornering. If your combine can make the turn, so will the Horst Contour header wagon.

The rear wheels are linked mechanically and steer in the opposite direction as you begin turning. This keeps the wagon on track with the turning arc of the tow vehicle, passing through narrow entrances easily.

Models	Rated Capacity	Tracking Width (Centre of Tires)	Wheelbase	Tires: 20.5 x 8-10 12 ply Tire on 10 x 6 x 6 Wheel	Tires: 26 x 12 12 ply Tubeless Tire on 12 x 10.5 x 6 Wheel	Tires: 11L x 15 12 ply Hwy Service TL Tire on 15 x 8 x 6 HD Wheel	Tires: 225/75 x 15 10 ply Hwy Trailer Tire	Tongue Length	Top Rail Length	Bridged Top & Bottom Rail	Maximum Head Size	Safety Chain	Road Signal Light Kit	Shipping Weight
CHCF25	15,500 lb	76"	18'	Optional	Optional	Standard	Optional	Adj. 11 to 15'	26'	—	25'	Standard	Optional	2050 lb.
CHCF30	15,500 lb	76"	18'	—	Optional	Standard	Optional	Adj. 11 to 15'	31'	—	30'	Standard	Optional	2170 lb.
CHCF36	15,500 lb	76"	30'	—	Optional	Standard	Optional	Adj. 11 to 15'	36'	Standard	36'	Standard	Optional	2440 lb.

# Header Wagon - 4 Wheel Steer



**4 Wheel Steer**  
Tight corners and field entrances are easily maneuvered through

**Universal Header Mount**  
Designed to fit most combine heads

## A wagon that combines smooth trailing with tight cornering

Isn't it time your header wagon is able to trail smoothly and turn sharply? Horst introduces the new CHC Header Wagon Series.

Based on Horst's sturdy running gear design, the new CHC series has all the features for worry-free road travel plus exclusive advantages making it easy to manage your combine head.

Trailer sway is virtually eliminated on the CHC Series with the use of tapered roller bearings in all main pivot points, including the king pins and the steering pivot joint.

Standard heavy grade tires and an optional road signal light kits make these wagons even safer for traveling between fields.

Strength, durability and flexibility are also incorporated into the CHC Series with double tube construction, allowing the wagon to flex when traveling on uneven ground.

Turning corners and entering fields has never been easier with the new 4-Wheel Steer model available.

Loading and unloading is also a simple task with Horst's quick release header shoes and adjustable top rail.

Take advantage of a better built header wagon and have the reassurance your combine head is traveling safely and smoothly. For more information about the CHC Header Wagon Series, contact your authorized Horst dealer.



**Quick Release Header Mount**  
Easily reposition the header mount by simply lowering the over-center locking handles.



**Ratchet Strap**  
The durable ratchet strap secures the head and prevents shifting and bouncing during road travel



**Adjustable Top Rail**  
Makes sure wagon fits most sizes and models of combine heads



**Tapered Roller Bearings in Main Pivot Points**  
Roller bearings keep pivot points tight, ensuring no trailer sway and long-lasting use



**Road Signal Light Kit (optional)**  
Make road travel safer by adding the road signal light kit which includes brake, turning and hazard lights



**Retractable Automatic Relock Tongue Latch**  
(with standard variable length adjustment)

Take the precision work out of hooking up by freely moving the tongue into place and watch it lock into place as soon as its in motion.


MODELS	Regular Duty 2 Wheel Steer		Heavy Duty 4 Wheel Steer		
	CHC20	CHC30	CHCF20	CHCF30	CHCF36
Rated Capacity	10,000 lb	10,000 lb	15,500 lb	15,500 lb	15,500 lb
Tracking Width (Centre of Tires)	79"	79"	76"	76"	76"
Tires: 20.5x8-10 12 ply	Standard	Standard	—	—	—
11Lx15 12 ply (Key Service)	Optional	Optional	Standard	Standard	Standard
Tongue Length	ADJ. 11 to 13'	ADJ. 11 to 13'	ADJ. 11 to 15'	ADJ. 11 to 15'	ADJ. 11 to 15'
Top Bar Length	20'	30'	20'	30'	36'
Safety Chain	Standard	Standard	Standard	Standard	Standard
Light Kit	Optional	Optional	Optional	Optional	Optional
Shipping Weight	1300 lb.	1400 lb.	2050 lb.	2170 lb.	2240 lb.

**HORST**  
Manufactured by  
Horst Welding **WAGONS**

# HORST CONTOUR

DRAPER

## 4 WHEEL STEER DRAPER CHCFD 36-45' Heads



**Tri-Axis Adjustability**

- Up, Down
- Forward, Backward
- Left, Right



## CLEARED FOR LANDING

### Oversized triple-axis adjustable header mount for a perfect fit

Draper heads have never been easier to load and unload with Horst's new draper header mount. The exclusive draper mount is designed with a greater landing surface which makes lining up the header and wagon effortless. The draper header mount adjusts on three axis, left to right, forward and back, and up and down. This triple adjustment feature ensures that each resting point is perfectly positioned for your draper head.

Models	Rated Capacity	Tracking Width (Centre of Tires)	Wheelbase	Tires: 20.5 x 8-10 12 ply Tire on 10 x 6 x 6 Wheel	Tires: 26 x 12 12 ply Tubeless Tire on 12 x 10.5 x 6 Wheel	Tires: 11L x 15 12 ply Hwy Service TL Tire on 15 x 8 x 6 HD Wheel	Tires: 22.5/75 x 15 10 ply Hwy Trailer Tire	Tongue Length	Top Rail Length	Bridged Top & Bottom Rail	Maximum Head Size	Safety Chain	Road Signal Light Kit	Shipping Weight
CHCFD36	15,500 lb	76"	30'	—	Optional	Standard	Optional	Adj. 11 to 15'	36'	Standard	36'	Standard	Optional	2440 lb.
CHCFD42	15,500 lb	76"	30'	—	Optional	Standard	Optional	Adj. 11 to 15'	45'	Standard	45'	Standard	Optional	2620 lb.



# HORST CONTOUR

CROSS-COUNTRY



## ■ SUSPENSION

Contour Cross Country builds on the proven Contour 4 wheel steer platform by adding 4 wheel independent suspension. This patented innovation not only smooths out bumps it gives added clearance when turning adding even more protection for your head.



## ■ WHEELS

Contour Cross Country comes standard with Highway rated tires to make sure you are not trailing behind.



## ■ TAIL LIGHTS

The standard light kit means you can work till the job is done and still get safely home



## ■ BRAKES

Four electric drum brakes give you more control and confidence when transporting your head from field to field.

REST  
YOUR HEAD



# 4 WHEEL STEER INDEPENDENT SUSPENSION & BRAKES CHCFSP 30-45' Heads

## STANDARD FEATURES

- Bearings on king pins for absolute no sway trailing
- Ratchet straps to secure load
- 4 Wheel independent suspension
- 4 Wheel electric brakes
- 4 Wheel steering
- 225/75 x 15 10 ply Highway Trailer TL tire
- 30 ft. wheelbase with reinforced bottom rail
- Light kit



## ■ DRAPER HEAD MOUNT (Optional)

The draper mount kit adds 4 of our huge tri-axis adjustable mounting pads for quick easy placement of even the biggest draper heads.



## ■ FENDERS (Optional)

Add even more protection for your head and tow vehicle with these optional fenders. These corrosion and dent resistant fenders prevent dirt and stones being thrown at your head and tow vehicle.

Models	Rated Capacity	Tracking Width (Centre of Tires)	Wheelbase	Tires: 20.5 x 8-10 12 ply Tire on 10 x 6 x 6 Wheel	Tires: 26 x 12 12 ply Tubeless Tire on 12 x 10.5 x 6 Wheel	Tires: 11L x 15 12 ply Hwy Service TL Tire on 15 x 8 x 6 HD Wheel	Tires: 225/75 x 15 10 ply Hwy Trailer Tire	Tongue Length	Top Rail Length	Bridged Top & Bottom Rail	Maximum Head Size	Safety Chain	Road Signal Light Kit	Shipping Weight
CHCFSP30	15,500 lb	81"	18'	—	—	—	Standard	Adj. 11 to 15'	31'	Standard	30'	Standard	Standard	2405 lb.
CHCFSP36	15,500 lb	81"	30'	—	—	—	Standard	Adj. 11 to 15'	36'	Standard	36'	Standard	Standard	2675 lb.
CHCFSP42	15,500 lb	81"	30'	—	—	—	Standard	Adj. 11 to 15'	45'	Standard	45'	Standard	Standard	2855 lb.

# HLA

ATTACHMENTS

# Job Done Right



# HORST

WAGONS



# HLA SNOW



# HORST

WAGONS

Authorized Dealer:

[www.horstwelding.com](http://www.horstwelding.com)

8082 Road 129 RR#3 Listowel, ON Canada N4W 3G8 | [sales@horstwelding.com](mailto:sales@horstwelding.com) | [www.horstwelding.com](http://www.horstwelding.com)  
Toll Free: 866-567-4162 | Tel: 519-291-4162 | Fax: 519-291-5388

PRINTED IN CANADA  
EEC10148-S01-01